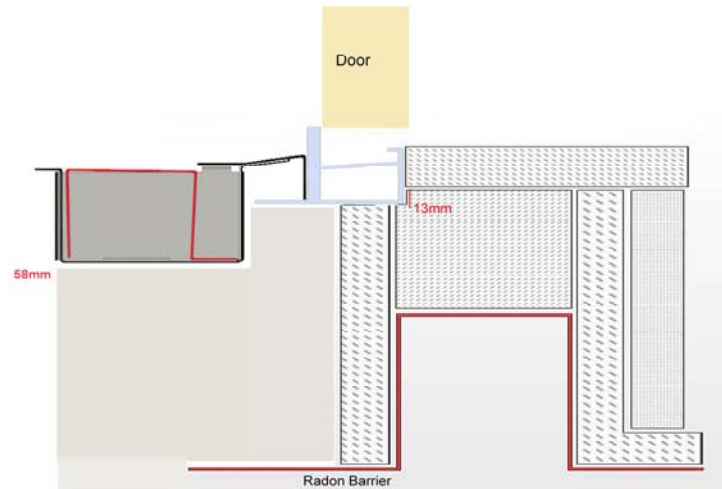



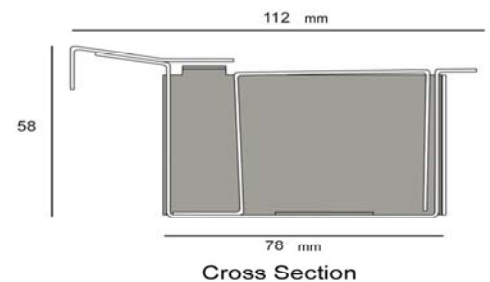
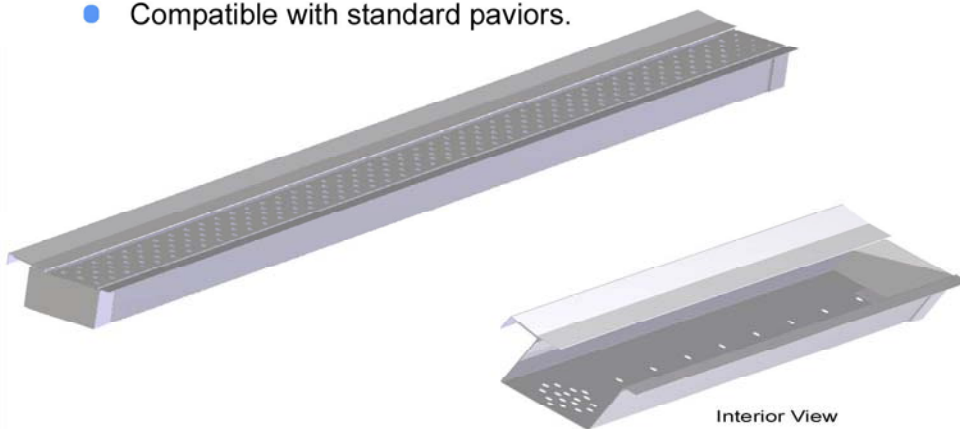
Stapleton Engineering would like to introduce draindeck SS85 Part-M compliant threshold drainage channel designed specifically for use with munster joinery inward opening hardwood doors.



- Simple and quick to install - can be installed when footpath is being set to front door.
- Can be installed without any modifications to door.
- Shallow design ensures draindeck does not interfere with radon barrier.
- Sits on threshold of door, thus ensuring drainage channel is square with door.
- Strong design thus ensuring no on-site breakage.
- Available ex-stock.
- Heelsafe.
- Compatible with standard paviers.



Typical SS85 c/w lip in use



Lengths Available / mm	Width	Height
800	85	56
900		
<i>Site Specific</i>		